

2019 Region 8 Optional Championships

Meet Results - Multi





Apr 5-7, 2019

Page: 1
Printed: 4/8/2019 8:29:25 PM

Men / 8 / 11 Yrs

Session: SU1

Judge's Signatures

Rank	Num	Name/Gym								AA
1	813	Zac Myers LaFleur's Tampa	Prelims	8.800	9.300	9.100	9.400	9.100	9.000	54.700
			Finals	12.950	14.350	12.750	11.600	13.050	12.600	77.300
				<u>Combined Total:</u>						<u>132.000</u>
2	810	Patrick Bryan Gulf Coast	Prelims	8.650	9.150	8.800	9.050	8.550	8.800	53.000
			Finals	12.650	12.000	11.950	11.800	12.700	11.900	73.000
				<u>Combined Total:</u>						<u>126.000</u>
3	817	Jorge Quiala Top Contenders	Prelims	8.900	9.400	8.750	8.800	9.000	8.750	53.600
			Finals	12.150	11.500	12.450	11.500	11.750	12.850	72.200
				<u>Combined Total:</u>						<u>125.800</u>
4	816	Jason George Sun Country	Prelims	8.750	9.200	9.050	9.250	8.600	8.050	52.900
			Finals	12.000	12.950	12.500	11.200	12.200	11.800	72.650
				<u>Combined Total:</u>						<u>125.550</u>
5	812	Luke Lange LaFleur's Tampa	Prelims	9.150	8.700	8.700	9.300	8.150	8.650	52.650
			Finals	12.950	12.050	12.150	11.350	11.950	12.100	72.550
				<u>Combined Total:</u>						<u>125.200</u>
6	805	Sammy Holland EVO Gymnastics	Prelims	8.500	9.100	8.500	9.600	7.550	7.750	51.000
			Finals	11.850	12.100	11.800	10.500	12.150	12.000	70.400
				<u>Combined Total:</u>						<u>121.400</u>
7	804	Alexander Bates EVO Gymnastics	Prelims	8.250	9.250	8.400	8.950	5.900	7.150	47.900
			Finals	12.500	13.050	12.150	10.200	12.000	11.450	71.350
				<u>Combined Total:</u>						<u>119.250</u>
8	808	Ian Harris Flying High - NC	Prelims	8.200	8.100	8.300	9.350	6.400	7.600	47.950
			Finals	12.550	11.650	11.800	11.500	10.600	11.600	69.700
				<u>Combined Total:</u>						<u>117.650</u>
9	807	Ricky Perez FGTC	Prelims	7.950	8.150	8.400	8.850	7.150	5.750	46.250
			Finals	12.250	11.800	11.500	10.350	11.450	11.800	69.150
				<u>Combined Total:</u>						<u>115.400</u>
10	814	Andon Karr Palmetto Gymnastics	Prelims	8.450	8.400	8.550	9.200	8.000	8.050	50.650
			Finals	10.750	9.900	11.400	11.050	11.300	10.300	64.700
				<u>Combined Total:</u>						<u>115.350</u>
11	811	Roman Marshall Gulf Coast	Prelims	7.600	8.150	8.650	8.950	6.250	8.000	47.600
			Finals	12.000	10.000	12.250	11.550	9.850	10.900	66.550
				<u>Combined Total:</u>						<u>114.150</u>
12	802	Ade Simmons Armory	Prelims	8.000	7.500	8.350	9.500	5.750	6.550	45.650
			Finals	11.950	11.550	11.650	11.450	11.250	10.400	68.250
				<u>Combined Total:</u>						<u>113.900</u>
13	809	Trace Hartsell Flying High - NC	Prelims	8.050	6.550	8.150	9.250	5.500	7.100	44.600
			Finals	11.600	10.750	11.450	11.150	10.400	11.750	67.100
				<u>Combined Total:</u>						<u>111.700</u>

2019 Region 8 Optional Championships

Meet Results - Multi







Apr 5-7, 2019

Page: 2

Printed: 4/8/2019 8:29:25 PM

Men / 8 / 11 Yrs

Session: SU1

Rank	Num	Name/Gym								AA
14	801	William Herman Armory	Prelims	7.750	5.000	7.900	9.050	6.850	6.250	42.800
			Finals	11.900	8.750	11.650	10.850	11.350	11.550	66.050
				<u>Combined Total:</u>						<u>108.850</u>
15	803	Jojo Thomas Armory	Prelims	_____	_____	_____	_____	_____	_____	0.000
			Finals	11.150	12.050	10.700	10.800	10.550	11.550	66.800
				<u>Combined Total:</u>						<u>66.800</u>

2019 Region 8 Optional Championships

Meet Results - Multi

Apr 5-7, 2019







Page: 1

Printed: 4/8/2019 8:29:31 PM

Men / 8 / 12 Yrs B,12 Yrs A

Session: SU1

Judge's Signatures

Rank	Num	Name/Gym								AA
1	844	Gavin Adkins Sun Country	Prelims	9.000	9.500	9.150	9.600	8.950	8.750	54.950
			Finals	13.100	13.350	12.450	12.650	11.950	12.500	76.000
				<u>Combined Total:</u>						<u>130.950</u>
2	839	David Alii Premier Athletics	Prelims	8.600	9.100	9.400	9.050	8.450	8.300	52.900
			Finals	13.000	13.850	13.100	12.050	11.700	11.800	75.500
				<u>Combined Total:</u>						<u>128.400</u>
3	827	David Allen Harpeth	Prelims	8.150	8.400	8.900	9.400	7.750	8.600	51.200
			Finals	12.900	13.100	12.300	12.050	12.400	12.250	75.000
				<u>Combined Total:</u>						<u>126.200</u>
4	832	Jake Prabhakaran LaFleur's Tampa	Prelims	8.400	9.700	8.650	9.350	8.600	8.550	53.250
			Finals	11.050	13.650	12.450	11.050	12.000	12.150	72.350
				<u>Combined Total:</u>						<u>125.600</u>
5	820	Felipe Junqueira EVO Gymnastics	Prelims	8.200	9.600	9.100	9.100	8.600	8.400	53.000
			Finals	11.400	13.050	12.400	11.550	12.150	11.850	72.400
				<u>Combined Total:</u>						<u>125.400</u>
6	843	Grant Bowers Simpsonville	Prelims	9.250	8.850	8.800	9.150	8.650	8.750	53.450
			Finals	12.200	12.200	11.950	11.400	11.750	12.300	71.800
				<u>Combined Total:</u>						<u>125.250</u>
7	829	Chase Pappas Harpeth	Prelims	8.300	7.950	8.550	9.200	6.600	8.150	48.750
			Finals	12.700	12.050	11.700	11.650	12.350	12.150	72.600
				<u>Combined Total:</u>						<u>121.350</u>
8	821	Joshua Acuna FGTC	Prelims	8.550	9.150	8.550	9.200	7.550	8.100	51.100
			Finals	12.200	11.950	11.850	10.550	11.500	12.100	70.150
				<u>Combined Total:</u>						<u>121.250</u>
9	822	Ryan Seeman First In Flight	Prelims	8.450	8.900	8.500	9.150	6.750	7.950	49.700
			Finals	12.550	11.500	11.500	10.750	11.700	11.500	69.500
				<u>Combined Total:</u>						<u>119.200</u>
10	846	Owen Lee TRLumph Gymnastics	Prelims	8.400	7.350	8.350	8.800	7.200	8.700	48.800
			Finals	11.600	9.350	11.800	11.000	12.000	11.250	67.000
				<u>Combined Total:</u>						<u>115.800</u>

2019 Region 8 Optional Championships

Meet Results - Multi







Apr 5-7, 2019

Page: 1
Printed: 4/8/2019 8:28:53 PM

Men / 9 / All Ages

Session: SA1

Judge's Signatures

Rank	Num	Name/Gym								AA
1	976	Maxim Bereznev Zenit	Prelims Finals	9.500 14.050	9.100 12.550	9.500 13.200	9.150 13.450	9.500 13.050	9.300 12.650	56.050 78.950
				<u>Combined Total:</u>						<u>135.000</u>
2	950	Saran Alexander MGA Gymnastics	Prelims Finals	9.250 12.850	9.600 12.950	9.600 13.350	9.700 11.800	8.700 12.800	9.250 12.450	56.100 76.200
				<u>Combined Total:</u>						<u>132.300</u>
3	918	Garrett Schooley EVO Gymnastics	Prelims Finals	8.950 13.300	9.350 13.350	8.800 10.800	9.500 13.150	8.100 12.700	9.200 12.200	53.900 75.500
				<u>Combined Total:</u>						<u>129.400</u>
4	958	Chase Davenport-Mills Roswell	Prelims Finals	8.900 13.250	9.150 12.100	9.100 11.700	9.150 12.950	9.000 12.850	8.900 11.850	54.200 74.700
				<u>Combined Total:</u>						<u>128.900</u>
5	903	Alex Karadzhov Apollo Gymnastics	Prelims Finals	9.050 12.800	9.250 12.450	8.950 12.350	9.350 12.450	8.700 12.300	8.900 11.800	54.200 74.150
				<u>Combined Total:</u>						<u>128.350</u>
6	943	Dylan Shepard Gym USA WG	Prelims Finals	9.200 12.800	9.000 12.150	9.400 12.750	9.200 12.550	7.500 12.250	9.000 12.300	53.300 74.800
				<u>Combined Total:</u>						<u>128.100</u>
7	910	Danilo Viciano Cartersville	Prelims Finals	9.100 12.200	9.100 12.300	8.600 12.200	9.400 12.200	8.850 11.750	9.200 12.650	54.250 73.300
				<u>Combined Total:</u>						<u>127.550</u>
8	978	Jaden Blank Zenith	Prelims Finals	8.850 12.900	8.500 12.250	8.800 12.850	9.050 11.750	8.000 11.850	9.300 12.450	52.500 74.050
				<u>Combined Total:</u>						<u>126.550</u>
9	921	Keivone Bowen First In Flight	Prelims Finals	9.050 12.550	9.150 12.200	9.050 12.300	9.400 11.000	8.200 12.250	8.700 12.150	53.550 72.450
				<u>Combined Total:</u>						<u>126.000</u>
10	916	Conor Heary EVO Gymnastics	Prelims Finals	9.200 11.050	9.550 11.650	9.150 12.200	9.100 11.650	8.600 12.950	8.850 11.950	54.450 71.450
				<u>Combined Total:</u>						<u>125.900</u>
11	922	Kyler Hinson First In Flight	Prelims Finals	8.950 13.000	9.400 12.450	8.700 11.400	9.000 11.400	8.500 12.250	8.950 11.700	53.500 72.200
				<u>Combined Total:</u>						<u>125.700</u>
12	964	Joshua George Sun Country	Prelims Finals	8.650 12.400	9.500 10.800	9.500 12.500	9.200 11.500	8.550 12.700	8.400 11.400	53.800 71.300
				<u>Combined Total:</u>						<u>125.100</u>
13	914	Benjamin Aguilar EVO Gymnastics	Prelims Finals	8.700 12.800	9.400 9.450	8.700 11.900	9.350 11.750	7.500 11.750	9.050 11.700	52.700 69.350
				<u>Combined Total:</u>						<u>122.050</u>

2019 Region 8 Optional Championships

Meet Results - Multi







Apr 5-7, 2019

Page: 2

Printed: 4/8/2019 8:28:53 PM

Men / 9 / All Ages

Session: SA1

Rank	Num	Name/Gym								AA
14	944	Tyler Tran Gym USA WG	Prelims Finals	8.400 11.900	9.200 11.550	9.100 11.600	9.550 11.350	7.850 10.800	8.150 12.150	52.250 69.350
				<u>Combined Total:</u>						<u>121.600</u>
15	923	Landon Brady Flying High - NC	Prelims Finals	8.250 12.450	9.500 10.400	8.950 11.800	8.900 11.250	8.000 12.550	7.800 10.700	51.400 69.150
				<u>Combined Total:</u>						<u>120.550</u>
16	917	Sebastian Martinez EVO Gymnastics	Prelims Finals	9.100 12.300	7.350 10.950	8.500 11.000	9.450 11.900	6.550 11.500	9.000 12.100	49.950 69.750
				<u>Combined Total:</u>						<u>119.700</u>
17	908	Nate Hardy Cartersville	Prelims Finals	8.900 12.550	7.750 10.650	8.850 11.500	9.250 10.900	7.750 11.700	8.100 11.000	50.600 68.300
				<u>Combined Total:</u>						<u>118.900</u>
18	904	Tyler Smith Apollo Gymnastics	Prelims Finals	8.800 11.950	8.500 10.500	8.700 10.150	9.350 11.450	7.550 11.750	8.650 10.800	51.550 66.600
				<u>Combined Total:</u>						<u>118.150</u>
19	919	Jacob Belk First In Flight	Prelims Finals	6.900 12.100	7.250 7.600	8.600 10.450	8.900 10.900	7.200 11.350	7.950 9.850	46.800 62.250
				<u>Combined Total:</u>						<u>109.050</u>
20	920	Joshua Belk First In Flight	Prelims Finals	7.600 10.500	6.550 4.300	8.050 10.450	8.650 10.850	2.500 10.200	7.100 11.050	40.450 57.350
				<u>Combined Total:</u>						<u>97.800</u>
21	945	Rylan Barnes GymTek	Prelims Finals	— 12.300	— 10.800	— 11.000	— 11.000	— 12.150	— 11.500	0.000 68.750
				<u>Combined Total:</u>						<u>68.750</u>
22	971	Ethan Zenick TRlumph Gymnastics	Prelims Finals	— 12.500	— 9.350	0.000 11.300	— 11.250	— 11.100	— 11.100	0.000 66.600
				<u>Combined Total:</u>						<u>66.600</u>
23	907	Nic Grier Cartersville	Prelims Finals	— 11.950	— 9.000	— 11.550	— 12.150	— 10.500	— 11.200	0.000 66.350
				<u>Combined Total:</u>						<u>66.350</u>

2019 Region 8 Optional Championships

Meet Results - Multi

Apr 5-7, 2019







Page: 1

Printed: 4/8/2019 8:28:59 PM

Men / 10 / All Ages

Session: SA2







Judge's Signatures

Rank	Num	Name/Gym								AA
1	259	Crew Bold TAG.USA	Prelims Finals	9.500 13.600	8.950 12.050	9.300 13.400	9.650 13.950	9.500 13.750	9.450 13.900	56.350 80.650
				<u>Combined Total:</u>						<u>137.000</u>
2	263	Donte McKinney TRLumph Gymnastics	Prelims Finals	9.350 13.950	8.750 13.600	8.450 13.000	9.000 14.150	9.050 12.900	8.800 13.600	53.400 81.200
				<u>Combined Total:</u>						<u>134.600</u>
3	227	Brayton Williams GymTek	Prelims Finals	9.400 12.850	9.050 13.750	9.250 13.950	8.900 13.500	9.100 13.050	8.850 12.700	54.550 79.800
				<u>Combined Total:</u>						<u>134.350</u>
4	234	Adam Wooten Harpeth	Prelims Finals	9.150 13.600	8.500 13.600	8.800 14.450	8.900 14.250	8.750 12.850	8.900 12.150	53.000 80.900
				<u>Combined Total:</u>						<u>133.900</u>
5	239	Steven Lukasik LaFleur's Tampa	Prelims Finals	8.950 13.200	9.050 13.800	8.700 13.050	8.700 12.650	9.150 13.000	9.450 13.250	54.000 78.950
				<u>Combined Total:</u>						<u>132.950</u>
6	207	Kameron Nelson Arrow	Prelims Finals	9.700 13.550	8.100 12.300	8.900 13.200	9.600 14.000	9.150 12.500	9.200 12.200	54.650 77.750
				<u>Combined Total:</u>						<u>132.400</u>
7	261	Travis Wong TAG.USA	Prelims Finals	8.750 12.150	8.450 10.750	8.950 13.600	9.300 13.150	9.800 13.700	8.950 13.100	54.200 76.450
				<u>Combined Total:</u>						<u>130.650</u>
8	235	Jacob Bassett Haydens	Prelims Finals	9.150 13.250	8.850 11.300	7.750 13.500	9.400 13.500	8.700 13.250	9.000 12.750	52.850 77.550
				<u>Combined Total:</u>						<u>130.400</u>
9	226	Ethan Boder GymTek	Prelims Finals	9.350 13.300	7.350 11.250	8.900 13.850	9.700 13.250	9.050 11.350	8.900 12.600	53.250 75.600
				<u>Combined Total:</u>						<u>128.850</u>
10	256	Caleb Hickey Sandhills	Prelims Finals	9.350 12.000	7.800 12.050	8.200 13.000	9.400 13.500	8.950 11.650	7.900 12.300	51.600 74.500
				<u>Combined Total:</u>						<u>126.100</u>
11	214	Ty Wainwright First In Flight	Prelims Finals	8.600 12.750	6.950 12.700	7.750 12.600	8.650 12.900	7.800 12.150	8.350 11.800	48.100 74.900
				<u>Combined Total:</u>						<u>123.000</u>
12	216	Jordon Pia Flying High - NC	Prelims Finals	9.050 13.050	6.650 12.250	7.800 12.050	9.450 13.850	6.050 12.000	6.400 12.650	45.400 75.850
				<u>Combined Total:</u>						<u>121.250</u>
13	213	Joseph Stepp First In Flight	Prelims Finals	8.350 12.050	6.300 12.600	8.750 12.200	8.750 12.000	7.400 12.250	7.900 12.350	47.450 73.450
				<u>Combined Total:</u>						<u>120.900</u>

2019 Region 8 Optional Championships

Meet Results - Multi

Apr 5-7, 2019

Rank	Num	Name/Gym								AA
14	262	DJ Brown TRlumph Gymnastics	Prelims Finals	<u>12.950</u>	<u>12.050</u>	0.000 12.550	<u>13.500</u>	<u>11.350</u>	<u>11.250</u>	0.000 73.650
<u>Combined Total:</u>									<u>73.650</u>	

2019 Region 8 Optional Championships

Meet Results - Multi

Apr 5-7, 2019







Page: 1

Printed: 4/8/2019 8:29:19 PM

Men / 10 / All Ages

Session: SA3

Judge's Signatures

Rank	Num	Name/Gym								AA
1	112	Javier Alfonso FGTC	Prelims Finals	9.250 13.050	8.000 11.900	9.200 13.750	9.250 14.350	9.750 13.700	8.000 13.250	53.450 80.000
				<u>Combined Total:</u>						<u>133.450</u>
2	159	Nicholas Tarca Premier Athletics	Prelims Finals	9.150 13.350	7.550 13.150	9.300 13.650	8.950 12.250	8.500 12.750	8.850 13.050	52.300 78.200
				<u>Combined Total:</u>						<u>130.500</u>
3	169	Justin Smith Sun Country	Prelims Finals	9.100 12.750	8.100 12.600	8.750 13.050	9.300 13.050	8.250 12.750	8.750 12.850	52.250 77.050
				<u>Combined Total:</u>						<u>129.300</u>
4	164	Toby Liang Roswell	Prelims Finals	8.150 13.200	7.700 12.500	8.200 11.900	9.100 13.550	8.400 12.500	8.650 12.700	50.200 76.350
				<u>Combined Total:</u>						<u>126.550</u>
5	168	Jonah Diaz Sun Country	Prelims Finals	9.050 12.700	8.550 9.350	8.900 13.350	9.150 13.500	9.050 12.100	8.600 12.000	53.300 73.000
				<u>Combined Total:</u>						<u>126.300</u>
6	127	Major Bain GymTek	Prelims Finals	9.450 12.450	8.550 13.100	7.300 12.500	9.100 13.700	7.950 12.700	7.200 12.200	49.550 76.650
				<u>Combined Total:</u>						<u>126.200</u>
7	137	Justin Derringer Haydens	Prelims Finals	9.450 13.150	8.950 11.350	8.700 13.050	9.500 13.350	7.250 11.600	7.350 12.350	51.200 74.850
				<u>Combined Total:</u>						<u>126.050</u>
8	124	William Harrington Gym USA WG	Prelims Finals	8.600 13.150	5.100 11.950	8.150 13.100	9.100 13.650	7.250 12.650	8.200 12.500	46.400 77.000
				<u>Combined Total:</u>						<u>123.400</u>
9	114	Gavin Urash First In Flight	Prelims Finals	8.250 11.500	6.450 12.800	7.400 11.850	8.800 13.100	7.150 10.750	8.050 12.150	46.100 72.150
				<u>Combined Total:</u>						<u>118.250</u>
10	150	Connor Farwell North Florida - OP	Prelims Finals	8.100 10.050	7.250 10.600	7.300 12.400	9.350 13.250	7.700 10.900	8.400 12.350	48.100 69.550
				<u>Combined Total:</u>						<u>117.650</u>
11	122	Jack Coppola Gym Masters	Prelims Finals	7.800 13.000	5.050 10.850	7.450 12.400	8.300 12.150	6.200 12.200	6.450 11.400	41.250 72.000
				<u>Combined Total:</u>						<u>113.250</u>
12	108	Jeremiah Holmes Charleston Twisters	Prelims Finals	8.300 11.650	5.000 11.350	7.500 10.000	9.250 11.950	7.650 11.100	6.300 11.500	44.000 67.550
				<u>Combined Total:</u>						<u>111.550</u>
13	130	Jacob Foster GymTek	Prelims Finals	— 13.100	0.000 12.400	— 12.200	— 12.900	— 12.850	— 12.900	0.000 76.350
				<u>Combined Total:</u>						<u>76.350</u>