

2019 Region 8 Optional Championships

Meet Results







Apr 5-7, 2019

Page: 1
Printed: 4/5/2019 5:25:32 PM

Men / 9 / 15+

Session: FR2

Judge's Signatures

Rank	Num	Name	Gym							AA
1	876	Zaire Arana	Trousdell	12.150 3	9.600 11	11.250 2	11.550 3T	11.800 3	11.150 5T	67.500 1
2	990	Jack Kalli	Hahns	11.950 6T	11.100 2	10.500 12	10.600 16	11.950 2	11.200 4	67.300 2
3	878	Joseph Putaturo	Universal	11.350 18	10.400 5	11.450 1	11.700 2	11.650 4	10.700 10	67.250 3
4	992	Kaleb Fuqua	Let It Shine	12.350 2	9.850 9	11.200 3	10.350 17T	11.400 6	11.500 2	66.650 4
5	873	Noah Hill	Palmetto Gymnastics	12.000 5	9.100 15	10.200 15	11.450 6	12.000 1	11.000 8T	65.750 5
6	874	Max Gendreau	Palmetto Gymnastics	11.950 6T	11.300 1	9.900 16T	11.200 8	11.000 11T	10.100 15T	65.450 6
7	982	Addison English	ACE - FL	11.650 13T	10.800 3	11.150 4	11.000 11	11.250 7T	9.550 19	65.400 7
8T	879	Noah Arnold	Zenit	11.800 9	9.250 13T	10.950 6*	10.950 12	11.250 7T	11.150 5T	65.350 8T
8T	983	Dean Frisz	ACE - FL	11.550 15	10.300 6	10.950 6*	10.800 13T	11.100 10	10.650 11	65.350 8T
10	986	Elijah Brandl	Gym Masters	11.450 17	10.050 8	10.250 14	11.500 5	10.550 13	11.300 3	65.100 10
11	996	Jake Whatley	Newnan Gymnastics	11.700 11T	9.750 10	10.950 6T	10.000 20	11.250 7T	11.100 7	64.750 11
12	991	Eli Lukens	Hahns	12.450 1	9.550 12	10.750 10	11.250 7	10.150 14	10.300 12T	64.450 12
13	985	Ethan Sandberg	GGA - Suwanee	11.700 11T	8.950 16	10.900 9	10.350 17T	11.000 11T	10.250 14	63.150 13
14	994	Carson Wadkins	Let It Shine	10.900 21	8.700 17	9.900 16T	10.150 19	11.450 5	11.750 1	62.850 14
15	995	Elijah Sellers	MS Rebounders	11.750 10	10.650 4	9.800 18	10.650 15	8.800 21	10.300 12T	61.950 15
16	877	Harrison Green	Trousdell	11.500 16	8.150 19	11.100 5	9.950 21	10.100 15	11.000 8T	61.800 16
17	987	Sam Laro	Gym Masters	12.100 4	9.250 13T	9.400 21	11.100 9	9.100 20	9.750 18	60.700 17
18	998	Braedon Frazor	Olympia Gym	11.650 13T	7.250 20	10.400 13	11.050 10	9.200 19	10.000 17	59.550 18
19	875	JT Patacsil	Rose's	11.250 19	6.950 21	9.750 19	11.550 3T	9.900 16	7.950 20	57.350 19
20	993	Jack Lee	Let It Shine	11.050 20	10.200 7	9.500 20	11.850 1	9.800 17T	0.000 21T	52.400 20
21	984	Patrick Berg	Carolina Gymnastics	11.950 6T	8.400 18	10.650 11	10.800 13T	9.800 17T	0.000 21T	51.600 21
22	989	Gavin Bullock	Gymnastics Etc.	0.000 22	0.000 22	0.000 22	0.000 22	0.000 22	10.100 15T	10.100 22

2019 Region 8 Optional Championships

Meet Results

Apr 5-7, 2019







Page: 1

Printed: 4/5/2019 5:25:45 PM

Men / J1 / 11-14 A

Session: FR2

Judge's Signatures

Rank	Num	Name	Gym							AA
1	653	Matias Dizeo	Park Avenue	11.500 1T	9.650 7T	11.050 5	11.600 1	11.000 1	9.850 4	64.650 1
2	628	Hayden Menne	Bayside	11.400 4	10.150 4T	11.150 4	10.900 9T	10.400 4	10.100 1T	64.100 2
3	656	Colin Caddoo	Roswell	11.250 5	10.000 6	11.250 2	11.050 5T	9.900 8T	10.100 1T	63.550 3
4	652	Caleb Morrison	Oldsmar	11.200 6T	10.400 1	11.000 6T	10.950 8	9.600 10	9.900 3	63.050 4
5T	608	Nate David	Cumming	10.700 11	10.350 2	11.200 3	10.750 12	10.200 6	9.750 5	62.950 5T
5T	657	Justin Moore	Roswell	10.550 12	10.250 3	11.000 6T	10.900 9T	10.650 2	9.600 6T	62.950 5T
7	626	Cole Cannady	eNeRGy	11.500 1T	9.650 7T	10.250 11	11.050 5T	9.900 8T	9.400 10	61.750 7
8	627	Lane Falcon	ACE Of Gadsden	11.500 1T	7.450 11	11.450 1	11.500 2	10.000 7	9.500 9	61.400 8
9	660	Stinson McKinnon	United Gymstars	9.650 14	10.150 4T	10.600 8	11.300 4	9.050 11	8.850 13	59.600 9
10	638	Henry Schneider	Gym Masters	11.200 6T	7.600 10	10.400 9	10.800 11	10.550 3	8.650 14	59.200 10
11	609	Cole Startt	Cumming	11.000 8	7.100 12	10.350 10	10.550 13	10.350 5	9.600 6T	58.950 11
12	615	Evan Jones	Gym Masters	10.450 13	8.400 9	9.400 14	11.000 7	8.150 12	9.600 6T	57.000 12
13	644	Justin Martin	Lake Murray	10.950 9	6.150 14	10.150 12	11.350 3	7.600 13	8.950 12	55.150 13
14	637	Joshua Anderson	Gym Masters	10.750 10	6.900 13	9.700 13	10.450 14	7.200 14	9.250 11	54.250 14

2019 Region 8 Optional Championships

Meet Results

Apr 5-7, 2019







Page: 1

Printed: 4/5/2019 5:25:39 PM

Men / J1 / 11-14 B

Session: FR2

Judge's Signatures

Rank	Num	Name	Gym							AA
1	610	Nathaniel Gardner	Flying High - NC	11.400 3T	10.100 4	11.350 1T	11.050 3	10.850 3	9.550 8	64.300 1
2	602	Amarion Woodard	Bayside	11.450 2	9.850 5	11.100 7T	11.550 1	10.550 4	9.100 13	63.600 2
3	621	Brady Rascoll	United Gymstars	11.250 5T	9.800 6	11.350 1T	11.300 2	9.950 9	9.650 6	63.300 3
4	620	Corey Meehan	TRLumph Gymnastics	11.400 3T	10.550 1	11.300 4	10.800 11T	10.350 6T	8.600 14	63.000 4
5	613	Brendan Ingraham	Gulf Coast	10.350 17	9.750 7	10.900 10	10.850 9T	11.100 1	9.450 9T	62.400 5
6	619	Damien Davis	Roswell	10.000 18	10.500 2	11.350 1T	11.000 4T	9.050 17	10.100 2T	62.000 6
7	604	Bryce Hermes	Carolina Gymnastics	11.000 9T	9.650 8	10.400 15	10.750 13T	10.450 5	9.600 7	61.850 7
8	617	Evan Kallen	Park Avenue	11.550 1	8.750 15	10.600 13T	10.750 13T	10.350 6T	9.750 4	61.750 8
9	623	Evan Baughman	Zenith	10.750 15	9.500 9T	11.200 5	10.800 11T	9.300 13T	10.100 2T	61.650 9
10	622	Jacob Atkinson	Victory Gymnastics	11.100 7	9.500 9T	11.000 9	10.950 7	9.300 13T	9.450 9T	61.300 10
11	601	Matti Brown	BIO Gymnastics	11.250 5T	9.050 12T	9.800 18	11.000 4T	10.200 8	9.450 9T	60.750 11
12	606	Ethan Shure	Carolina Gymnastics	10.850 12T	8.100 18	11.150 6	9.600 19	10.900 2	9.700 5	60.300 12
13	624	James Leppert	Zenith	10.950 11	7.350 19	11.100 7T	10.900 8	9.450 11	10.500 1	60.250 13
14	607	Cameron Garcia	Charleston Twisters	10.800 14	10.400 3	10.600 13T	10.200 18	9.200 15	8.200 17	59.400 14
15	603	Dexter Duszynski	Carolina Gymnastics	11.050 8	8.400 17	10.800 11	11.000 4T	9.650 10	8.350 16	59.250 15
16	625	John Robinson	Zenith	10.550 16	8.600 16	9.900 17	10.750 13T	9.400 12	8.550 15	57.750 16
17	605	Brodie Othersen	Carolina Gymnastics	8.500 19	8.950 14	10.650 12	10.300 17	9.150 16	9.300 12	56.850 17
18	618	Everett Chontos	Roswell	11.000 9T	9.050 12T	10.000 16	10.600 16	8.350 18	6.800 18	55.800 18
19	616	Ethan Spry	Gymnastix Training	10.850 12T	9.250 11	0.000 19	10.850 9T	7.400 19	0.000 19	38.350 19

2019 Region 8 Optional Championships

Meet Results







Apr 5-7, 2019

Page: 1
Printed: 4/5/2019 5:25:51 PM

Men / J1 / 15-19

Session: FR2

Judge's Signatures

Rank	Num	Name	Gym							AA
1T	634	Ezekiel Lehe	Flying High - NC	11.650 3	9.500 10	11.450 2	10.800 14	11.100 2T	11.500 2	66.000 1T
1T	645	Jackson Carpenter	Let It Shine	11.050 12T	10.700 2T	10.950 11	11.200 2	10.800 6	11.300 3	66.000 1T
3	642	Colter Schaefer	Harpeth	11.500 5	10.700 2T	11.400 3	10.650 17	11.100 2T	9.850 11T	65.200 3
4	658	Will Sloop	TAG.USA	11.350 7T	11.150 1	11.200 6	11.150 3T	9.800 15	10.050 9T	64.700 4
5T	631	Luke Fitzsimmons	Flying High - NC	11.900 1	8.000 17	11.300 4T	11.300 1	10.550 9T	11.550 1	64.600 5T
5T	650	Martin Wall	North Florida - Jax	11.350 7T	10.200 6	10.200 19	11.150 3T	10.600 8	11.100 5	64.600 5T
7T	869	Adriel Lopez-Colon	Orlando Gymnastics	11.800 2	8.550 14	11.000 9T	11.050 5*	11.150 1	10.950 6	64.500 7T
7T	649	Owen Shell	North Florida - Jax	11.100 10T	9.850 8	10.600 16	11.050 5*	10.650 7	11.250 4	64.500 7T
9	636	Jacob Kling	Gym Force	11.100 10T	9.700 9	11.600 1	10.250 19	10.500 11	10.050 9T	63.200 9
10	871	Kit Breakwell	TumbleBees Jupiter	11.150 9	8.450 15	10.700 14	11.050 5T	10.400 12	10.850 7	62.600 10
11	654	Liam Phagan	Park Avenue	11.550 4	8.350 16	10.350 18	11.000 9T	11.000 4	10.300 8	62.550 11
12	639	Tristan Fearing	Gymnastix Training	11.050 12T	10.100 7	10.900 12T	10.950 11T	9.500 16	9.550 13	62.050 12
13	641	Sean Noble	Harbor City	10.800 14	10.500 5	10.900 12T	10.950 11T	9.150 17	8.800 15	61.100 13
14	661	Sebastian Shirk	Valdosta YMCA	10.350 17	9.350 11	11.300 4T	10.950 11T	10.150 13	8.450 17	60.550 14
15	630	Zack Gould	Charleston Twisters	11.450 6	9.050 13	10.650 15	11.050 5T	8.850 18	9.450 14	60.500 15
16	648	Austin Knight	North Florida - Jax	10.600 16	7.150 19	10.450 17	10.700 15T	10.900 5	9.850 11T	59.650 16
17	646	Griffin Hathcock	Let It Shine	10.000 19	7.500 18	11.000 9T	11.000 9T	10.550 9T	8.650 16	58.700 17
18	659	Tucker Ayers	United Gymstars	10.250 18	9.150 12	11.150 7	10.500 18	10.100 14	0.000 18T	51.150 18
19	629	Phynyx Tatro	Bayside	10.650 15	10.700 2T	11.100 8	10.700 15T	0.000 19	0.000 18T	43.150 19

2019 Region 8 Optional Championships

Meet Results







Apr 5-7, 2019

Page: 1
Printed: 4/5/2019 5:25:57 PM

Men / J2 / 11-14

Session: FR2

Judge's Signatures

Rank	Num	Name	Gym							AA
1	672	Zachary Zimba	Thomas Gymnastics	9.000 9	8.300 1	9.600 1T	11.000 2T	9.800 1	8.650 9	56.350 1
2	674	Michael Tarnowski	eNeRGy	10.100 1	6.950 5	9.600 1T	10.950 5T	9.150 2	8.950 5	55.700 2
3	664	Thomas Harvey	Courthouse	9.750 2T	7.300 3	9.450 4	10.750 7	9.100 3	8.900 6	55.250 3
4	669	Kristopher Burch	Salem	9.650 4	5.450 10	9.600 1T	10.700 8	9.000 4	9.400 1	53.800 4
5	670	Tanner Lathrop	Thomas Gymnastics	9.750 2T	6.700 8	6.900 12	11.000 2T	8.900 5	9.050 3	52.300 5
6	667	Rivers Lipe	Hahns	9.550 5	5.400 11	8.700 7	10.950 5T	8.650 7	8.700 7T	51.950 6
7	665	Adam Lippe	Gymnastics Gold	9.250 8	6.750 6T	9.000 6	11.100 1	6.700 11	9.000 4	51.800 7
8	668	Brock Glover	Olympia Gym	9.350 7	6.600 9	9.100 5	10.500 9	7.900 10	8.150 10	51.600 8
9	673	Grant Mesnard	eNeRGy	8.750 10	7.350 2	7.500 9	10.300 10	8.400 9	9.150 2	51.450 9
10	671	Clayton Stuart	Thomas Gymnastics	8.400 11	7.000 4	7.700 8	11.000 2T	8.500 8	8.700 7T	51.300 10
11	662	Beau-Patrick Alfonso	Bayside	9.400 6	6.750 6T	7.400 10	10.200 11	8.850 6	8.050 11	50.650 11
12	663	Caleb Yacoubian	Carolina Gymnastics	6.000 12	5.150 12	7.000 11	10.000 12	6.650 12	6.950 12	41.750 12

2019 Region 8 Optional Championships

Meet Results







Apr 5-7, 2019

Page: 1
Printed: 4/5/2019 5:26:04 PM

Men / J2 / 15-19

Session: FR2

Judge's Signatures

Rank	Num	Name	Gym							AA
1	676	Marcus Jackson	CountrySide	10.050 1	8.500 2	10.200 1	11.350 1	9.600 1	9.250 1	58.950 1
2	675	Gerrod Gross	CountrySide	9.500 2	8.000 3	9.900 2	10.750 2	8.500 2	8.450 3	55.100 2
3	678	Ralph Malachowski	Hahns	9.300 4	8.700 1	8.800 4	10.550 3	8.400 3	8.850 2	54.600 3
4	677	Conner Molok	CountrySide	9.400 3	5.600 4	9.550 3	10.400 4	8.200 4	8.250 4	51.400 4