

2019 Region 8 Optional Championships

Meet Results

Apr 5-7, 2019







Page: 1

Printed: 4/8/2019 8:24:41 PM

Men / 71 / 10-11 Yrs

Session: SU2







Judge's Signatures

| Rank | Num | Name | Gym |  |  |  |  |  |  | AA |
|------|-----|------------------|----------------------|---|---|--|---|---|---|---------------|
| 1 | 748 | AJ Pomales | Nona Boys | 11.450 3 | 11.350 1 | 9.400 15T | 8.950 8T | 10.600 1 | 9.500 7T | 61.250 1 |
| 2 | 725 | Jason McNeil | LaFleur's Tampa | 11.000 6 | 10.600 4T | 10.100 6 | 9.100 4 | 10.200 4 | 10.100 2 | 61.100 2 |
| 3 | 718 | Sam Watson | Gym Tech Elite | 11.600 2 | 9.100 19 | 9.450 14 | 9.550 1 | 10.400 2T | 10.000 3T | 60.100 3 |
| 4 | 747 | Clay MacConnell | Nona Boys | 10.550 10 | 10.950 3 | 10.050 7 | 8.500 16T | 9.900 6T | 9.850 5 | 59.800 4 |
| 5 | 721 | Leyton Dean | Haydens | 10.750 8 | 10.450 6 | 10.850 1 | 9.250 2 | 9.900 6T | 8.500 12 | 59.700 5 |
| 6 | 724 | Luke Lapointe | LaFleur's Tampa | 10.700 9 | 9.950 14 | 10.550 3 | 9.000 6T | 9.100 13 | 10.350 1 | 59.650 6 |
| 7 | 709 | Jakson Kurecki | EVO Gymnastics | 10.900 7 | 11.150 2 | 9.950 8 | 8.950 8T | 10.400 2T | 8.100 15T | 59.450 7 |
| 8 | 701 | Elias Tucker | A.S.G. | 11.650 1 | 10.250 9T | 10.300 5 | 8.900 10T | 9.250 12 | 8.700 10T | 59.050 8 |
| 9 | 740 | West Fowler | Panhandle Perfection | 11.200 5 | 8.800 21 | 9.700 9 | 9.050 5 | 10.000 5 | 10.000 3T | 58.750 9 |
| 10 | 712 | Jaden Rogers | First In Flight | 10.150 12 | 10.300 8 | 9.250 17 | 8.550 15 | 9.550 10 | 9.500 7T | 57.300 10 |
| 11 | 720 | Kai Prater | Harpeth | 10.200 11 | 10.250 9T | 10.350 4 | 9.000 6T | 9.450 11 | 7.100 19 | 56.350 11 |
| 12 | 746 | Dylan Hansen | Sun Country | 7.550 22T | 10.600 4T | 10.750 2 | 8.450 18T | 8.950 16 | 9.700 6 | 56.000 12 |
| 13 | 730 | Hayden McCormack | Let It Shine | 9.600 16 | 9.550 18 | 9.150 18T | 8.700 12T | 9.600 9 | 8.850 9 | 55.450 13 |
| 14 | 752 | Evan Englert | eNeRGy | 9.750 14 | 10.400 7 | 9.650 10 | 8.350 22T | 9.000 14T | 8.150 13T | 55.300 14 |
| 15 | 719 | Matthew Guiliano | Harpeth | 9.650 15 | 10.250 9T | 9.550 11T | 8.200 24 | 9.900 6T | 6.550 21 | 54.100 15 |
| 16 | 745 | David Garner | Salem | 9.550 17 | 9.850 15 | 9.400 15T | 8.450 18T | 7.000 24 | 8.100 15T | 52.350 16 |
| 17T | 713 | Garrett Urash | First In Flight | 11.350 4 | 8.950 20 | 9.550 11T | 8.900 10T | 8.350 18 | 4.550 25 | 51.650 17T |
| 17T | 715 | Charlie Parks | GGA - Suwanee | 8.850 19 | 8.150 22 | 9.500 13 | 8.400 21 | 9.000 14T | 7.750 17 | 51.650 17T |
| 19T | 722 | Brady Hoch | High Point | 7.550 22T | 10.150 12T | 8.750 21T | 8.500 16T | 8.150 19 | 8.150 13T | 51.250 19T |
| 19T | 742 | David Long | Roswell | 10.050 13 | 6.750 26 | 8.500 24 | 8.600 14 | 8.650 17 | 8.700 10T | 51.250 19T |
| 21 | 716 | Mason Woodruff | GGA - Suwanee | 8.200 21 | 9.600 17 | 8.150 26 | 8.700 12T | 7.300 23 | 6.950 20 | 48.900 21 |
| 22 | 714 | Greyling Boers | GGA - Suwanee | 6.350 26 | 9.650 16 | 8.750 21T | 8.450 18T | 8.100 20 | 6.200 22 | 47.500 22 |
| 23 | 706 | Jacob Davey | Apollo Gymnastics | 9.300 18 | 10.150 12T | 9.150 18T | 9.150 3 | 6.850 26 | 1.000 26 | 45.600 23 |
| 24 | 727 | Marco Ortiz | Legacy | 6.750 25 | 7.150 25 | 8.950 20 | 7.400 26 | 7.900 21 | 7.350 18 | 45.500 24 |

2019 Region 8 Optional Championships

Meet Results

Apr 5-7, 2019

| Rank | Num | Name | Gym |  |  |  |  |  |  | AA |
|------|-----|-----------------|---------------------|---|---|--|---|---|---|--------------|
| 25 | 708 | Aiden Jenkins | Carolina Gymnastics | 7.450 24 | 8.100 23T | 8.600 23 | 8.050 25 | 7.400 22 | 5.500 23 | 45.100 25 |
| 26 | 743 | Aditya Patankar | Roswell | 8.650 20 | 8.100 23T | 8.350 25 | 8.350 22T | 6.900 25 | 4.650 24 | 45.000 26 |

2019 Region 8 Optional Championships

Meet Results

Apr 5-7, 2019







Page: 1

Printed: 4/8/2019 8:24:53 PM

Men / 71 / 12+ Yrs

Session: SU2







Judge's Signatures

| Rank | Num | Name | Gym |  |  |  |  |  |  | AA |
|------|-----|-------------------|----------------------|---|---|--|---|---|---|---------------|
| 1 | 741 | Matt Liby | Precision Gymnastics | 10.300 2 | 9.700 9T | 10.150 2T | 9.100 1T | 10.100 2T | 9.950 4 | 59.300 1 |
| 2 | 734 | Joseph Hale | Nick's Flippin Kids | 11.400 1 | 9.800 8 | 10.150 2T | 8.250 23 | 9.750 4 | 9.300 9 | 58.650 2 |
| 3 | 750 | Daniel Fernandez | Universal | 9.700 7 | 8.050 20 | 10.750 1 | 8.600 14 | 10.450 1 | 10.500 2T | 58.050 3 |
| 4 | 749 | Christian Pomales | Nona Boys | 8.700 17T | 10.700 3 | 9.500 9T | 9.100 1T | 9.250 6T | 10.500 2T | 57.750 4 |
| 5T | 711 | Ryan Nowatski | FGTC | 8.850 13 | 10.350 4 | 9.550 8 | 8.400 15T | 10.100 2T | 9.500 7T | 56.750 5T |
| 5T | 710 | Ryan Cannings | FGTC | 9.900 6 | 10.050 5 | 9.700 4T | 8.900 6T | 8.450 19 | 9.750 6 | 56.750 5T |
| 7 | 751 | Cole Harmeyer | Wimbleton | 8.050 21 | 9.900 7 | 9.650 7 | 8.650 13 | 9.100 8T | 10.600 1 | 55.950 7 |
| 8 | 704 | Alex Skomorokhov | Amplitude | 10.100 5 | 9.650 11 | 9.300 12T | 8.050 24T | 9.400 5 | 9.050 10 | 55.550 8 |
| 9 | 733 | Maxim Cherednyk | Nick's Flippin Kids | 8.800 14T | 11.700 1 | 8.750 20 | 8.300 20T | 8.950 11T | 8.000 17 | 54.500 9 |
| 10 | 705 | Aaron Weinberg | Amplitude | 10.250 3 | 8.850 13 | 9.450 11 | 8.700 11T | 8.500 18 | 8.150 15 | 53.900 10 |
| 11 | 737 | Julian Wittig | Orlando Gymnastics | 8.800 14T | 10.850 2 | 8.700 21 | 8.400 15T | 8.950 11T | 8.050 16 | 53.750 11 |
| 12T | 739 | Ethan Way | Palmetto Gymnastics | 9.600 8 | 8.950 12 | 9.700 4T | 9.000 3 | 7.950 21 | 7.750 19 | 52.950 12T |
| 12T | 735 | Derek McGovern | Olympia Surfside | 8.750 16 | 8.500 17 | 9.000 17 | 8.300 20T | 8.900 13 | 9.500 7T | 52.950 12T |
| 14 | 702 | Matthew Arnott | Amplitude | 9.350 9 | 8.550 16 | 8.800 19 | 8.700 11T | 9.000 10 | 8.300 13 | 52.700 14 |
| 15 | 738 | Nicholas Bogiages | Palmetto Gymnastics | 8.950 12 | 8.150 19 | 9.100 15 | 8.300 20T | 8.250 20 | 8.200 14 | 50.950 15 |
| 16 | 732 | William Shannon | New Vision | 10.150 4 | 6.750 22T | 7.800 23 | 8.950 4T | 8.650 15 | 8.600 11 | 50.900 16 |
| 17 | 728 | Ethan Cox | Let It Shine | 7.100 22 | 8.650 15 | 9.300 12T | 8.750 9T | 8.600 16T | 7.800 18 | 50.200 17 |
| 18 | 723 | Max Underwood | High Point | 9.100 11 | 8.250 18 | 8.950 18 | 8.900 6T | 8.600 16T | 6.250 24 | 50.050 18 |
| 19 | 731 | Bennett Turner | Let It Shine | 6.300 23 | 9.700 9T | 9.500 9T | 8.050 24T | 9.100 8T | 7.350 21 | 50.000 19 |
| 20 | 736 | Patrick Wick | Olympia Surfside | 8.250 20 | 8.800 14 | 8.150 22 | 8.350 18T | 8.850 14 | 7.500 20 | 49.900 20 |
| 21 | 703 | Ethan Emry | Amplitude | 8.700 17T | 6.750 22T | 9.050 16 | 8.800 8 | 7.800 22 | 8.500 12 | 49.600 21 |
| 22 | 729 | Isaac Gamble | Let It Shine | 9.300 10 | 7.100 21 | 9.150 14 | 8.400 15T | 6.700 24 | 6.700 23 | 47.350 22 |
| 23 | 707 | Robby Feigel | Apollo Gymnastics | 8.450 19 | 0.000 25 | 9.700 4T | 8.950 4T | 9.250 6T | 9.800 5 | 46.150 23 |
| 24 | 717 | Chad Quermann | Gym Academy Atlanta | 0.000 24T | 9.950 6 | 7.700 24 | 8.750 9T | 6.800 23 | 7.300 22 | 40.500 24 |

2019 Region 8 Optional Championships

Meet Results

Apr 5-7, 2019

| Rank | Num | Name | Gym |  |  |  |  |  |  | AA |
|------|-----|-----------------|-------------|---|---|--|---|---|---|--------------|
| 25 | 726 | Calder Weinberg | Lake Murray | 0.000 24T | 5.400 24 | 7.150 25 | 8.350 18T | 5.250 25 | 2.000 25 | 28.150 25 |

2019 Region 8 Optional Championships

Meet Results

Apr 5-7, 2019







Page: 1

Printed: 4/8/2019 8:21:26 PM

Men / 72 / 10-11 Yrs

Session: SU2

Judge's Signatures

| Rank | Num | Name | Gym |  |  |  |  |  |  | AA |
|------|-----|-------------------|-------------------|---|---|--|---|---|---|-------------|
| 1 | 759 | Ben Redmon | Premier Athletics | 8.900 1 | 9.700 1 | 8.700 3T | 8.300 4T | 9.150 1 | 8.750 1 | 53.500 1 |
| 2 | 758 | Maks Puzenko | Oldsmar | 7.800 4 | 9.200 2 | 9.050 1 | 8.300 4T | 7.800 3T | 8.550 2 | 50.700 2 |
| 3 | 761 | Noah Taunton | TNT - FL | 8.400 2 | 8.900 3 | 8.700 3T | 8.350 3 | 7.800 3T | 7.950 3 | 50.100 3 |
| 4 | 763 | Josue Aguilar | eNeRGy | 8.000 3 | 8.100 5 | 8.500 5 | 8.800 2 | 7.900 2 | 7.450 4 | 48.750 4 |
| 5 | 760 | Grant Underwood | Salem | 7.500 5 | 8.150 4 | 9.000 2 | 8.950 1 | 7.000 6 | 7.100 5 | 47.700 5 |
| 6 | 754 | J. Wyatt Hodges | CountrySide | 7.150 6 | 4.000 7 | 8.400 6 | 8.200 6 | 7.600 5 | 4.650 6 | 40.000 6 |
| 7 | 756 | Dalton Hall-Black | Lake Murray | 6.200 7 | 4.050 6 | 6.900 7 | 7.800 7 | 5.000 7 | 4.150 7 | 34.100 7 |

2019 Region 8 Optional Championships

Meet Results







Apr 5-7, 2019

Page: 1
Printed: 4/8/2019 8:21:33 PM

Men / 72 / 12+ Yrs

Session: SU2

Judge's Signatures

| Rank | Num | Name | Gym |  |  |  |  |  |  | AA |
|------|-----|---------------|-------------|---|---|--|---|---|---|-------------|
| 1 | 764 | Colby Young | eNeRGy | 7.300 3 | 7.900 2 | 8.600 1 | 8.850 1 | 7.000 2 | 7.650 1 | 47.300 1 |
| 2 | 755 | Anthony Palk | CountrySide | 7.700 2 | 7.650 3 | 8.300 2 | 8.350 2 | 7.600 1 | 5.900 2T | 45.500 2 |
| 3 | 753 | Colin Brooks | CountrySide | 8.050 1 | 9.100 1 | 7.250 3 | 7.850 4 | 6.600 3 | 5.900 2T | 44.750 3 |
| 4 | 757 | Asher Wokurka | Lake Murray | 5.700 4 | 5.350 4 | 6.000 4 | 8.100 3 | 4.250 4 | 3.850 4 | 33.250 4 |